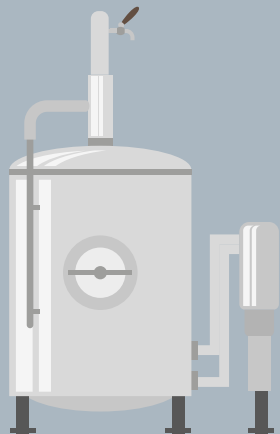




CONSUMPTIE
7.567.122 hl



AANTAL
BROUWERIJEN

261

WERKGELEGENHEID
INDIRECT

49.000

WERKGELEGENHEID DIRECT
(ENKEL BROUWERIJ)

5.814

INVESTERINGEN

284.482.000€



UITVOER
15.808.903 hl



PRODUCTIE / EXPORT

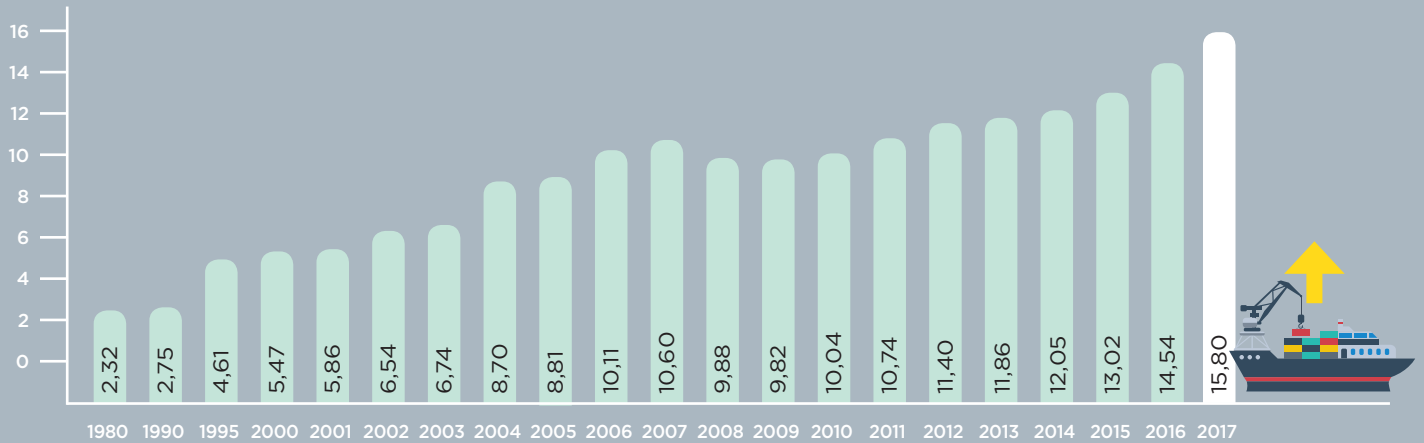


VAN DE PRODUCTIE
IS VOOR EXPORT

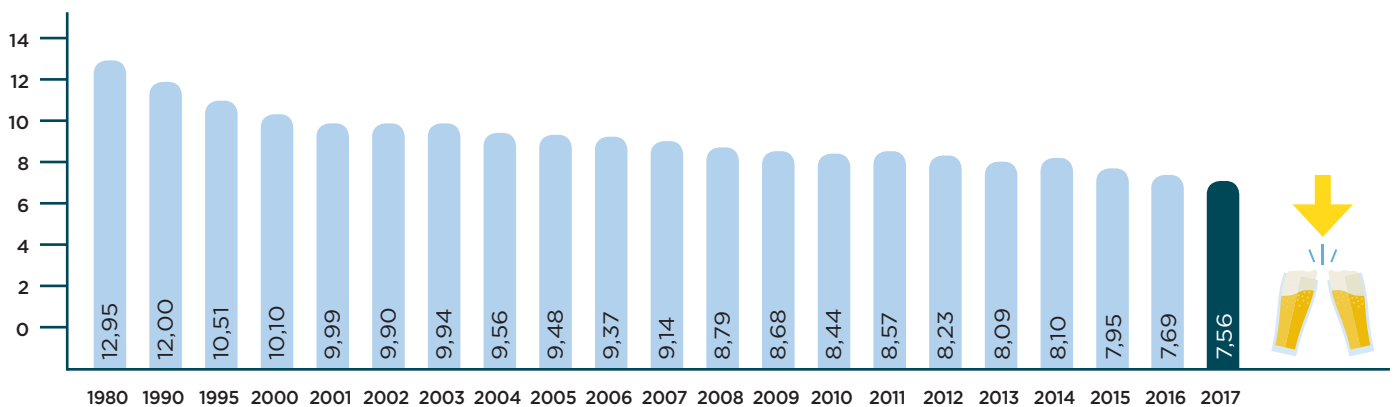


EXPORT & CONSUMPTIE VAN BELGISCH BIER 1980 - 2017 (in 000.000 hl)

Export



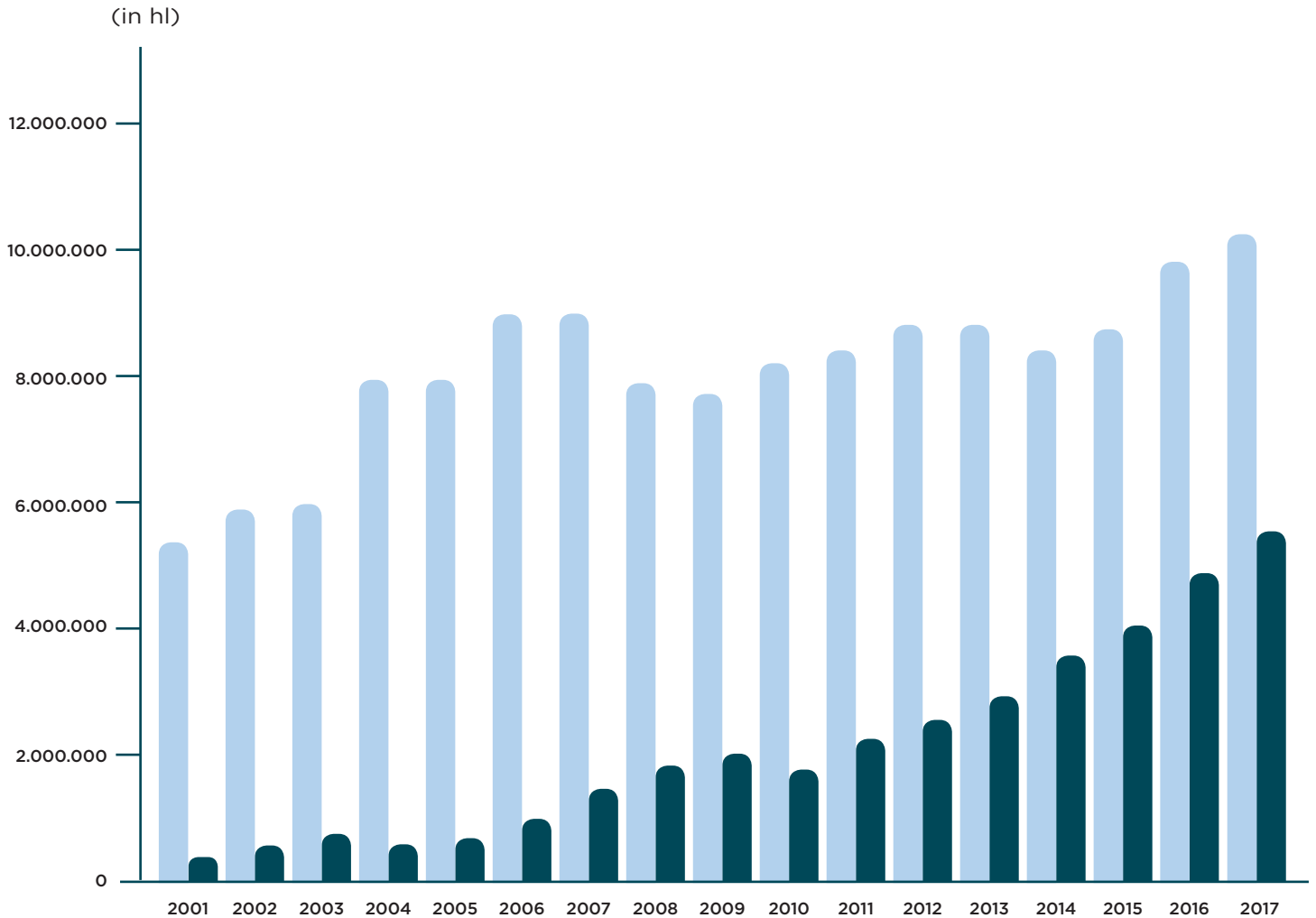
Consumptie





EXPORT VAN BELGISCH BIER

Evolutie Intra en Extra E.U.



extra E.U. 433.475

+1184,50%

5.567.805

extra E.U.



intra E.U. 5.423.495

+88,80%

10.241.098

intra E.U.



DE BELGISCHE BROUWERIJSECTOR

	in hectoliters 2016	in hectoliters 2017	Trend
Export	14.539.000	15.808.903	+8,70%
Consumptie	7.689.148	7.567.122	-1,60%

BIERCONSUMPTIE IN BELGIË 1997-2017 (000 hl)

